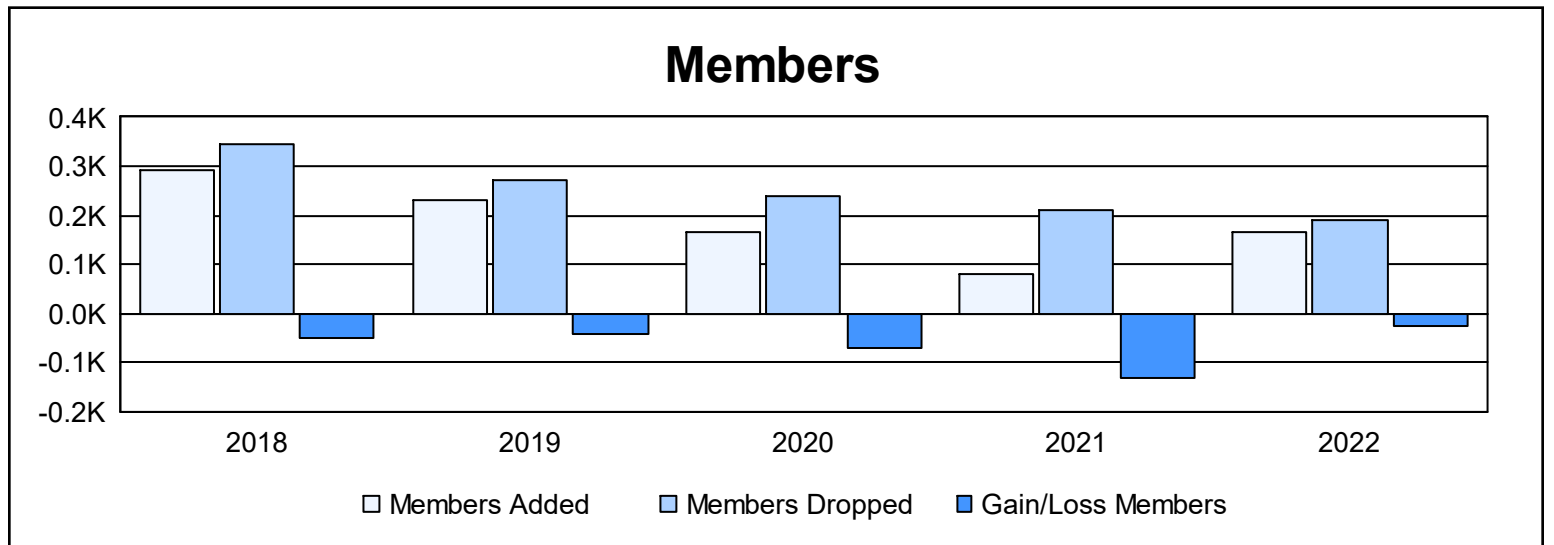
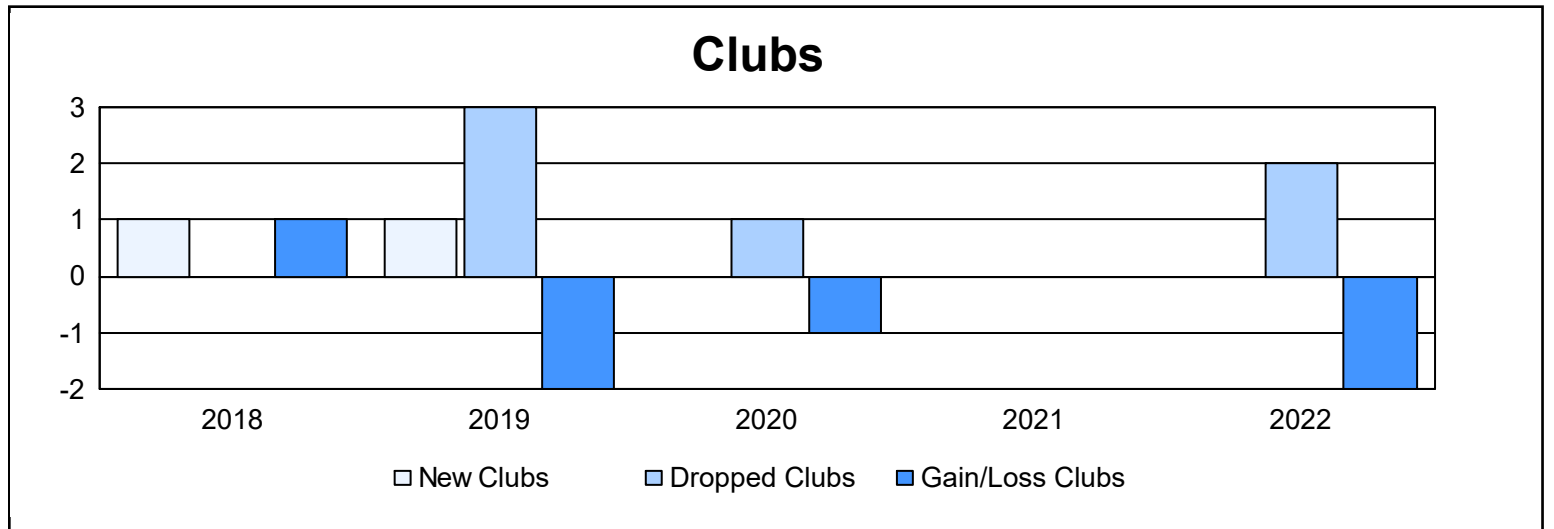
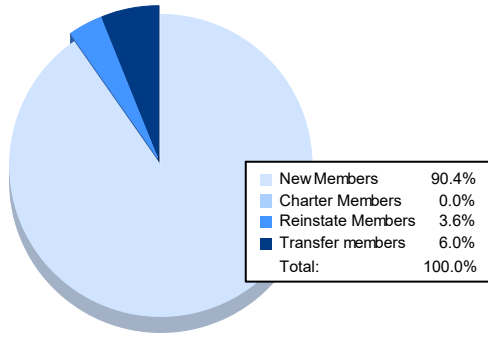


| Year | New Clubs | Dropped Clubs | Gain/ Loss Clubs | New Members | Charter Members | Reinstate Members | Transfer Members | Total Member Added | Total Members Dropped | Gain/ Loss Members |
|----------------|-----------|---------------|------------------|-------------|-----------------|-------------------|------------------|--------------------|-----------------------|--------------------|
| 2017-2018 | 1 | 0 | 1 | 238 | 35 | 2 | 18 | 293 | 343 | -50 |
| 2018-2019 | 1 | 3 | -2 | 200 | 21 | 3 | 5 | 229 | 271 | -42 |
| 2019-2020 | 0 | 1 | -1 | 142 | 6 | 6 | 11 | 165 | 237 | -72 |
| 2020-2021 | 0 | 0 | 0 | 66 | 3 | 6 | 6 | 81 | 211 | -130 |
| 2021-2022 | 0 | 2 | -2 | 150 | 0 | 6 | 10 | 166 | 192 | -26 |
| Average | 0 | 1 | -1 | 159 | 13 | 5 | 10 | 187 | 251 | -64 |



Membership Composition June 2022 Cumulative



Gender Composition June 2022 Cumulative

